

# BrowZine App

## BrowZine

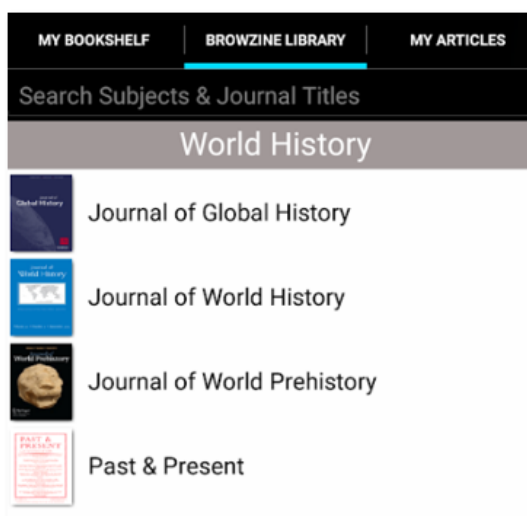
[BrowZine](#) is an app (and website) enabling users to browse, read and monitor e-journals from different publishers in one simple interface. For more information, view the [Introduction to BrowZine video](#).

An app is also available from [Apple](#), [GooglePlay](#) or [Amazon](#), which will give more functionality and allow journals and articles to be saved to your BrowZine bookshelf (once you [Sign up for BrowZine](#)).

- Browse thousands of top journals by subject and easily review tables of contents.
- Add favourites titles to your bookshelf.
- Be alerted when new articles are available in your favourite journals.
- Sync across your desktop and mobile devices.
- Save and export articles. Use the BrowZine app to save articles for off-line reading on your smartphone/tablet or export to services such as Endnote.

## Using the App version

- Download the App from the App Store, Google play or Amazon appstore
- Choose your library – type in Liverpool John Moores University in the box
- Login to with your University Username and Password
- Select **Continue**
- Browse or search for a journal title




## My Bookshelf


If you want to create your own bookshelf with your favourite journals or store articles you can create a login.

- Select the title to add a journal to a bookshelf
- Login or create an account
- Select the **3 dots** menu from a journal
- Select **Add to My Bookshelf**

You can have several Bookcases within the Bookshelf and use this to organise journals into separate subjects or modules.

You can add articles to **'My Articles'** by selecting the **File** icon  from within a Journal. This will add the article to **'General Collection'** you can create your own Collections to organise articles.

Full text PDF can be viewed from within the app and there are also options such as **'Export Citation'** to Endnote etc. or **'Share'**.

The **My Bookshelf** icon  alert you to unread new articles in your saved journals, this appears as a red bubble.

## Further Help

Further guidance is available using the **Help** button on the toolbar or from your Academic Engagement Librarian.

Guide created: August 2023

By: Jackie Fealey